VP-0711/B.P.NO.4435

PLOT-B

(BLDG.NO.1-BLOCK B1,B2&B3)

SHEET 1 OF 3

TOTAL BUILTUP & CONSTRUCTION AREA STATEMENT

BLOCK NO.	TOTAL BUILTUP AREA	STAIRCASE AREA	PASSAGE AREA	TOTAL CONST. AREA
BLOCK 'B1'	6301.26 SQMTS	192.18 SQ.MT.	830.34 SQ.MT.	7323.78 SQ.MT.
BLOCK 'B2'	3495.24 SQMTS	191.72 SQ.MT.	946.86 SQ.MT.	4633.80 SQ.MT.
BLOCK 'B3'	5810.93 SQMTS	157.16 SQ.MT.	913.48 SQ.MT.	6881.57 SQ.MT.
TOTAL	15,607.43 SQ.MT.	521.04 SQ.MT.	2692.68 SQ.MT.	18,821.15 SQ.MT.

BUILTUP AREA - SUMMARY TYPICAL FLOOR

BLOCK "B1" = 1050.31 X 6 = 6301.26 SQ.MT.
BLOCK "B2" = 582.54 X 6 = 3495.24 SQ.MT.
BLOCK "B3" = 968.66 X 6 = 5810.93 SQ.MT.
978.25 X 6 = 5869.25 SQ.MT.
TOTAL = 15,607.43 SQ.MT.

STAIRCSE AREA - SUMMARY TYPICAL FLOOR

BLOCK "B1" = 32.03 X 6 = 192.18 SQ.MT.
BLOCK "B2" = 31.95 X 6 = 191.70 SQ.MT.
BLOCK "B3" = 22.86 X 6 = 137.16 SQ.MT.
TOTAL = 521.04 SQ.MT.

SANITATION REQUIREMENTS GR.TO 5TH FLOOR

AREA = 1271.84 SQMTS (EXCLUDING TO.APASSAGE)
NO. OF OCCUPANTS = 1271.84/4 = 318 PERSONS
MALE = 159 PERSONS
FEMALE = 159 PERSONS

DESCRIPTION		REQUIRED	PROPOSED
MALE (1 NO. FOR 100 MALE)	W.C.	3.84 NOS	7 NOS
	URINALS	15.90 NOS	7 NOS
FEMALE (1 NO. FOR 100 FEMALE)	W.C.	1.77 NOS	14 NOS

PARKING AREA STATEMENT

FLOOR AREA (EXCLUDING TO.APASSAGE)	CAR PARKING 1 FOR 136.00 SQMT		TWO WHEELER PARKING 1 FOR 60.00 SQMT	
	REQUIRED	PROVIDED	REQUIRED	PROVIDED
AREA 7629.84 SQMT	7629.84/136=63.58 NOS		7629.84/60=127.18 NOS	
TOTAL	63.58 NOS	64 NOS	127.18 NOS	128 NOS

SCHEDULE OF DOORS&WINDOWS

TYPE	SIZE	DESCRIPTION
D	1.50 X 2.10	T.W. FLUSH DOOR
D1	0.90 X 2.10	T.W. FLUSH DOOR
D2	0.75 X 2.00	T.W. PANNEL DOOR
W	3.00 X 1.50	ALUMINIUM SLIDING WINDOW
W1	1.80 X 1.50	ALUMINIUM SLIDING WINDOW
W2	1.20 X 1.50	ALUMINIUM SLIDING WINDOW
V	0.60 X 0.60	CONCRETE VENTILATOR

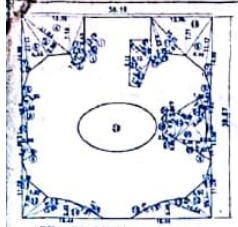

AREA DIAGRAM (GR. TO 5TH FLOOR) SCALE 1:400 (BLOCK "B1")

BUILTUP AREA CALCULATION 1ST TO 5TH FLOOR (BLOCK "B1")

BLOCK 58.18 X 36.87 X 1 = 1522.23 SQ.MT.
TOTAL = 1522.23 SQ.MT.

DEDUCTION

1	3.81 X 1.79 X 0.50 X 2 =	6.82 SQ.MT.
2	3.28 X 1.64 X 0.50 X 1 =	2.69 SQ.MT.
3	8.63 X 2.93 X 0.50 X 1 =	12.64 SQ.MT.
4	12.34 X 7.18 X 0.50 X 1 =	44.25 SQ.MT.
5	11.84 X 2.90 X 0.50 X 1 =	17.17 SQ.MT.
6	11.17 X 4.44 X 0.50 X 2 =	49.59 SQ.MT.
7	14.95 X 1.29 X 0.50 X 2 =	19.33 SQ.MT.
8	3.81 X 1.80 X 0.50 X 4 =	14.48 SQ.MT.
9	8.95 X 0.60 X 0.50 X 2 =	5.37 SQ.MT.
10	13.95 X 0.96 X 0.50 X 2 =	13.39 SQ.MT.
11	11.28 X 1.29 X 0.50 X 2 =	14.53 SQ.MT.
12	7.50 X 4.60 X 0.50 X 2 =	34.50 SQ.MT.
13	10.04 X 1.93 X 0.50 X 2 =	19.37 SQ.MT.
14	16.44 X 3.45 X 0.50 X 2 =	56.72 SQ.MT.
15	7.81 X 0.41 X 0.50 X 2 =	3.20 SQ.MT.
16	12.56 X 3.71 X 0.50 X 1 =	47.65 SQ.MT.
17	10.41 X 2.64 X 0.50 X 1 =	13.74 SQ.MT.
18	9.63 X 1.28 X 0.50 X 1 =	6.16 SQ.MT.
19	9.63 X 1.90 X 0.50 X 1 =	9.15 SQ.MT.
20	5.71 X 2.99 X 0.50 X 1 =	8.53 SQ.MT.
21	6.12 X 4.10 X 0.50 X 1 =	12.49 SQ.MT.
22	6.51 X 1.98 X 0.50 X 1 =	6.16 SQ.MT.
23	7.28 X 4.77 X 0.50 X 1 =	17.31 SQ.MT.
TOTAL		= 343.68 SQ.MT.
TOTAL BUILTUP AREA (1522.23-343.68)		= 978.25 SQ.MT.

BUILTUP AREA CALCULATION OF GR.FL.

TYPICAL FLOOR AREA = 978.25 SQ.MT.

DEDUCTION

D1	2.54 X 0.98 X 0.50 X 3 =	3.68 SQ.MT.
D2	5.12 X 1.92 X 0.50 X 1 =	4.91 SQ.MT.
D3	9.38 X 2.66 X 0.50 X 1 =	12.47 SQ.MT.
D4	9.38 X 2.38 X 0.50 X 1 =	11.16 SQ.MT.
D5	8.48 X 4.66 X 0.50 X 1 =	19.78 SQ.MT.
D6	8.38 X 2.44 X 0.50 X 1 =	7.78 SQ.MT.
TOTAL		= 59.57 SQ.MT.
GROUND FLOOR B.U.A. (978.25-59.57)		= 918.68 SQ.MT.

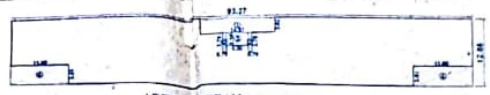

AREA DIAGRAM (GR. TO 8TH FLOOR) SCALE 1:400 (BLOCK "B1")

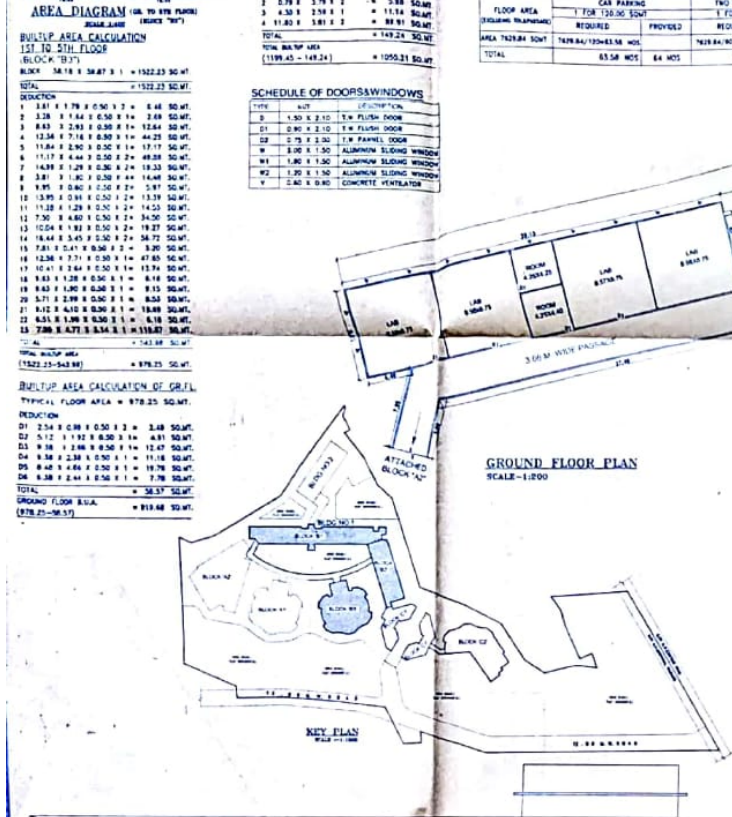

GROUND FLOOR PLAN
SCALE-1:200

KEY PLAN



EVEVATION (VIEW A-A)

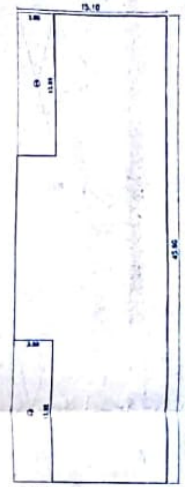

AREA DIAGRAM (GR. TO 8TH FLOOR) SCALE 1:200 (BLOCK "B2")

BUILTUP AREA CALCULATION GROUND TO 5th FLOOR (BLOCK "B2")

BLOCK 15.10 X 45.60 X 1 = 688.56 SQ.MT.
TOTAL = 688.56 SQ.MT.

DEDUCTION

1	3.80 X 13.95 X 2 =	106.02 SQ.MT.
TOTAL		= 106.02 SQ.MT.
TOTAL BUILTUP AREA (688.56 - 106.02)		= 582.54 SQ.MT.

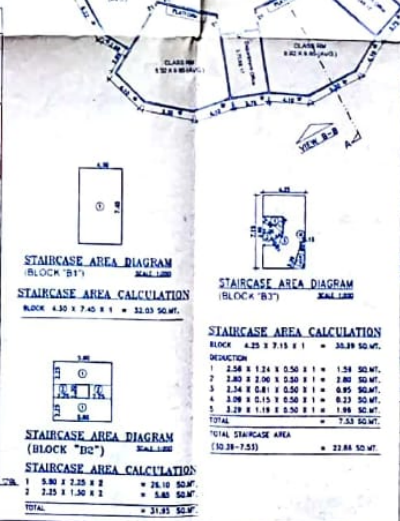

STAIRCASE AREA DIAGRAM (BLOCK "B1")

STAIRCASE AREA CALCULATION

BLOCK 4.30 X 7.45 X 1 = 32.03 SQ.MT.

STAIRCASE AREA DIAGRAM (BLOCK "B2")

STAIRCASE AREA CALCULATION

1	5.80 X 2.25 X 2 =	26.10 SQ.MT.
2	2.25 X 1.30 X 2 =	5.85 SQ.MT.
TOTAL		= 31.95 SQ.MT.

STAIRCASE AREA DIAGRAM (BLOCK "B3")

STAIRCASE AREA CALCULATION

BLOCK 4.25 X 7.15 X 1 = 30.39 SQ.MT.

DEDUCTION

1	2.56 X 1.24 X 0.50 X 1 =	1.59 SQ.MT.
2	2.80 X 2.06 X 0.50 X 1 =	2.88 SQ.MT.
3	2.34 X 0.81 X 0.50 X 1 =	0.95 SQ.MT.
4	3.06 X 0.15 X 0.50 X 1 =	0.23 SQ.MT.
5	3.29 X 1.18 X 0.50 X 1 =	1.96 SQ.MT.
TOTAL		= 7.53 SQ.MT.
TOTAL STAIRCASE AREA (30.39-7.53)		= 22.86 SQ.MT.

PROFORMA II

CONTENTS OF SHEET

GROUND FLOOR PLAN WITH PLOT LAY OUT,1ST,2ND & TERRACE FLOOR PLAN,WALT SP AREA STATEMENT PARKING STATEMENT, BALCONY AREA STATEMENT,SECTION,ELEVATION,LOCATION PLAN AND ARCHITECTURAL DRAWING As per Approved by Commissioner

STAMP OF DATE OF RECEIPT OF PLANS

THIS PLAN SHALL NOT BE CONSIDERED AS A PROOF OF OWNERSHIP FOR ANY DISPUTES IN ANY COURT OF LAW

STAMP OF APPROVAL OF PLANS

AS BUILT DRAWINGS APPROVED SUBJECT TO CONDITIONS MENTIONED IN This Office Letter No. VMC/MC/DCC/ B.P. VP-0711/B.P.NO.4435/2017-18 Date 27/11/2017

Deputy Director Town Planning
Vasai Virar City Municipal Corporation

REVISIONS	DESCRIPTION	SIGNATURE

CERTIFICATE OF AREA

CERTIFICATE THAT THE PLOT BEARS REFERENCE WAS SURVEYED BY ME ON 23.8.2011 AND THE DIMENSIONS OF THE SIDE LINE OF THE PLOT STATED ON THE PLANS ARE AS MEASURED ON SITE AND THE AREA SO MEASURED DULY TALLIES WITH THE AREA STATED IN THE DOCUMENTS OF OWNERSHIP / T.P. SCHEME RECORD LAND RECORDS DEPTT. CITY SURVEY RECORD

Signature of Licensed Surveyor/Engineer
Structural Engineer / Supervisor

DESCRIPTION OF PROPOSAL & PROPERTY

PROPOSED EDUCATIONAL COMPLEX NAMED "VIVA INSTITUTE OF TECHNOLOGY" ON LAND BEARING S.NO.262PT, S.NO.265,H.NO.4PT,3,4,7,8,10,11,12,S.NO.264PT,S.NO.268PT, VILL.-SHIRGAON, TAL.-VASAI, DIST.-THANE.

NAME OF APLICANT
MR.PRADEEP TENDULKAR TRUSTEE OF "LATE SHRI VISHNU WAMAN THAKUR CHARITABLE TRUST VIRAR"

SIGNATURE OF APPLICANT

JOB NO. DT.F.L. NO-1290 VP-0711/B.P.NO.4435	DATE 07-11-2011
DRAWING NO.	SCALE AS SHOWN
S1 OF S3	DRAWN BY Sandesh
NORTH LINE	CHECKED BY

SANJAY S. NARANG
EN-CON
Architectural & Structural Works & Project Consultants

SANJAY S. NARANG
REGISTERED ENGINEER
(Regd.No.11) CIVIL ENGINEER

Scanned by CamScanner

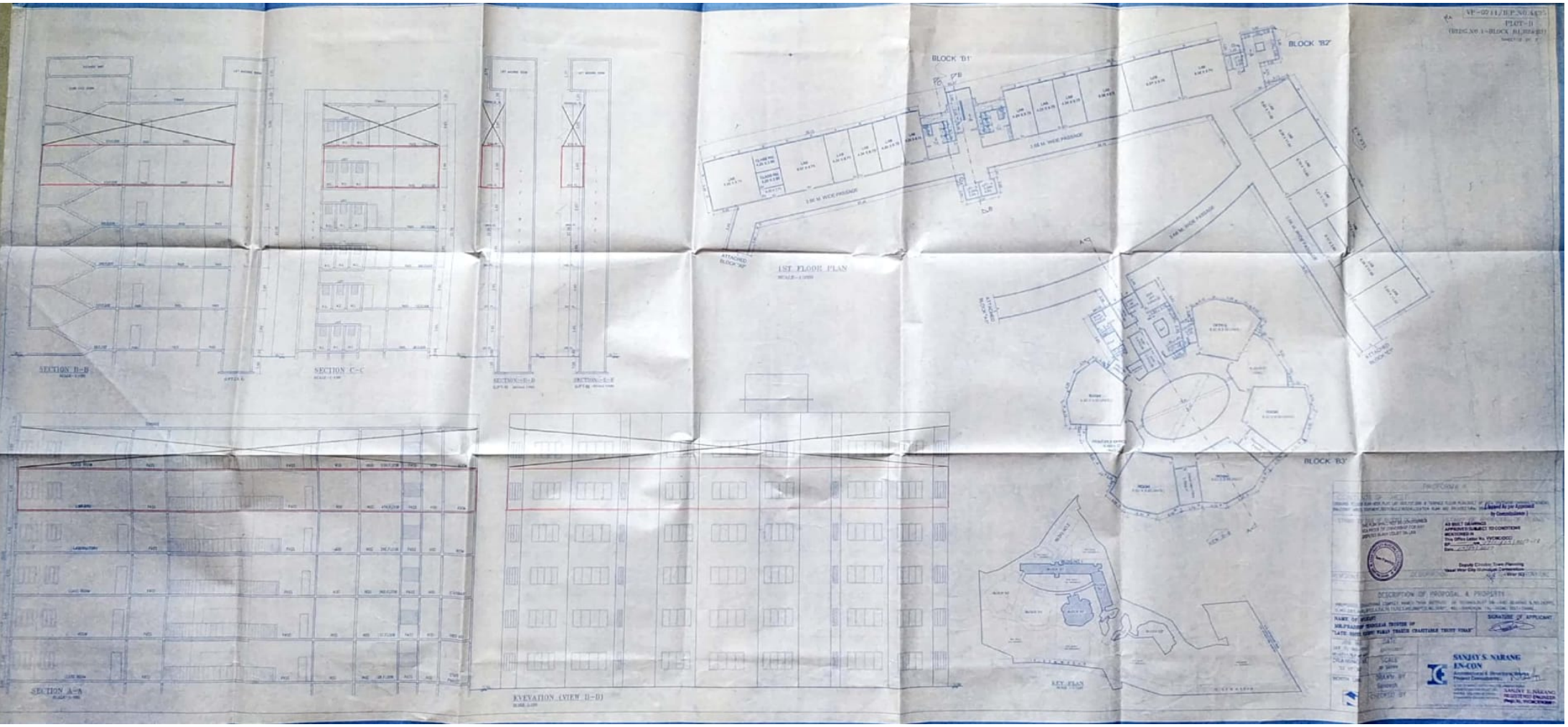

Scanned by CamScanner

BLOCK 'B1'
BLOCK 'B2'
BLOCK 'B3'
BLOCK 'B4'
BLOCK 'B5'
BLOCK 'B6'
BLOCK 'B7'
BLOCK 'B8'
BLOCK 'B9'
BLOCK 'B10'
BLOCK 'B11'
BLOCK 'B12'
BLOCK 'B13'
BLOCK 'B14'
BLOCK 'B15'
BLOCK 'B16'
BLOCK 'B17'
BLOCK 'B18'
BLOCK 'B19'
BLOCK 'B20'
BLOCK

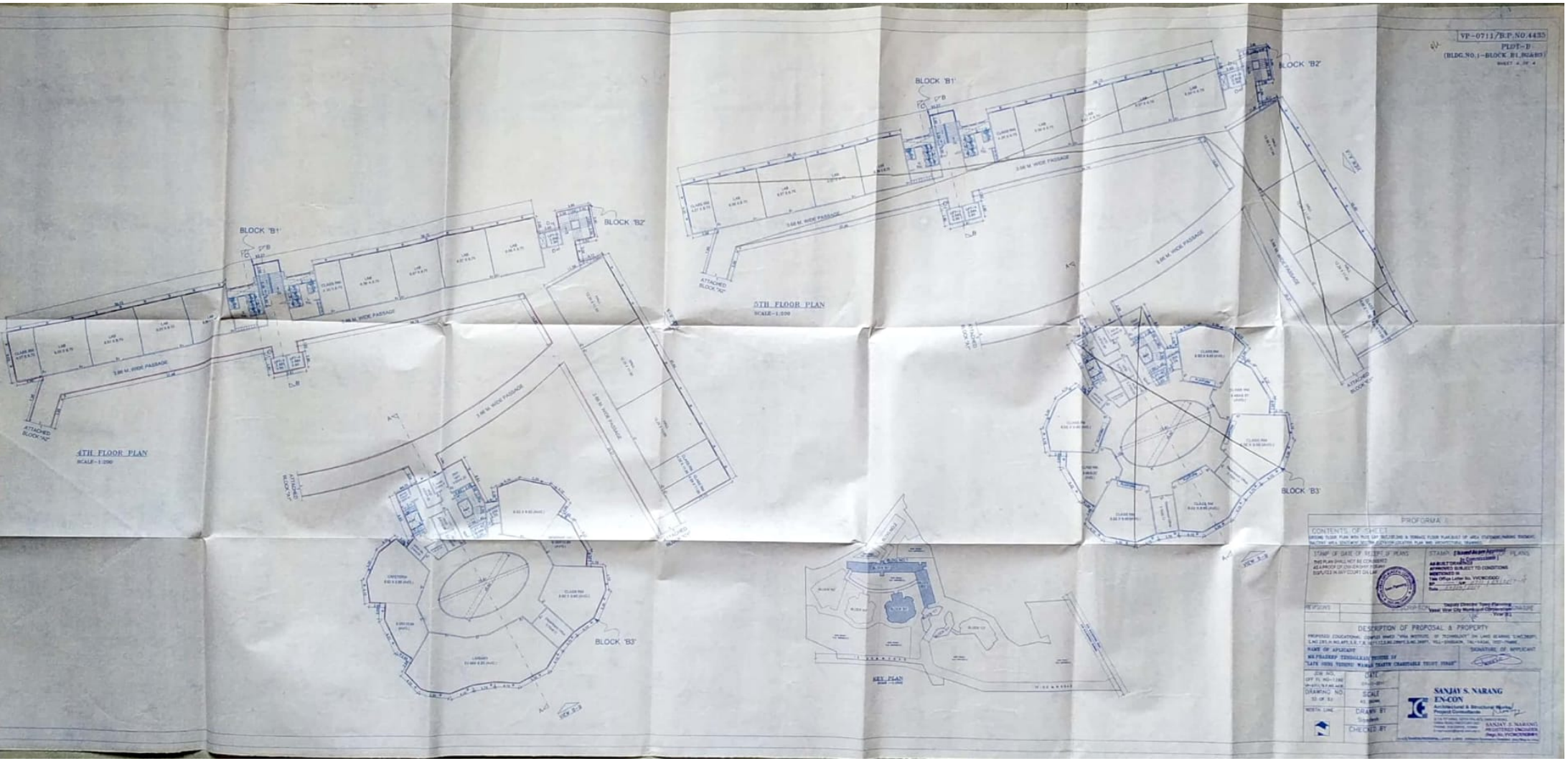

Scanned by CamScanner